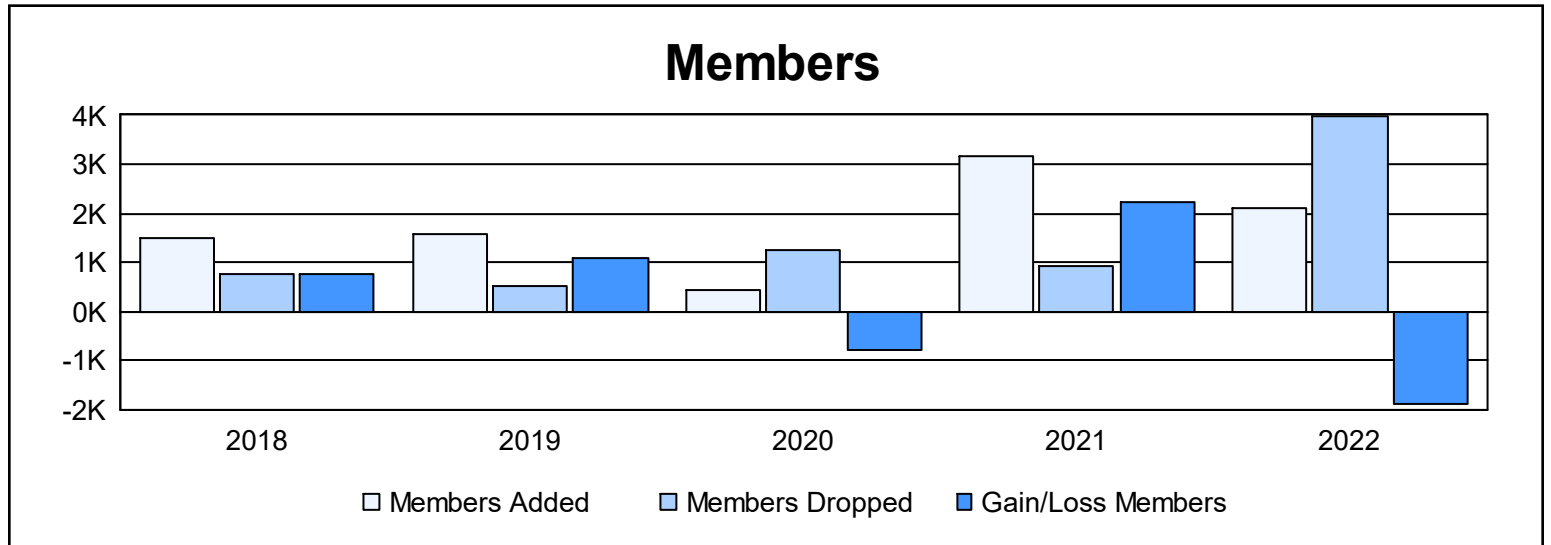
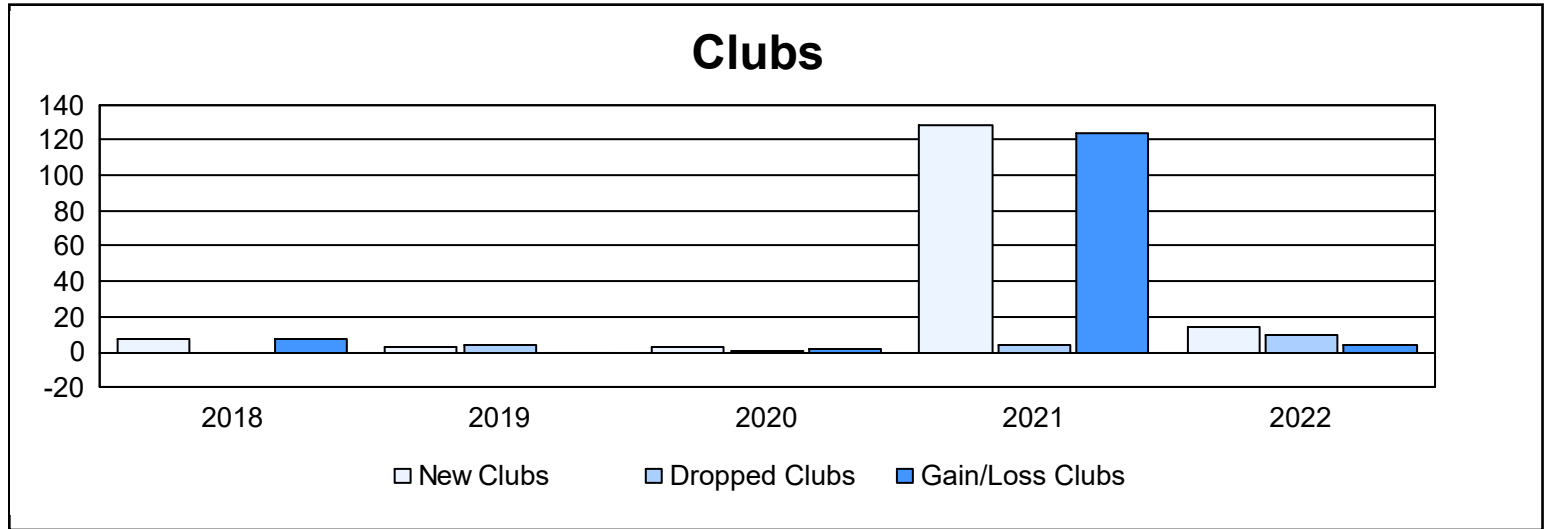
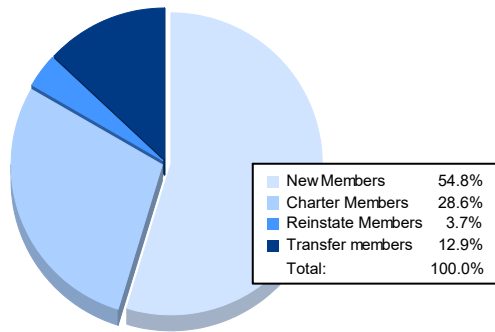


Year	New Clubs	Dropped Clubs	Gain/ Loss Clubs	New Members	Charter Members	Reinstate Members	Transfer Members	Total Member Added	Total Members Dropped	Gain/ Loss Members
2017-2018	7	0	7	1,235	215	44	6	1,500	748	752
2018-2019	3	4	-1	1,282	255	38	8	1,583	510	1,073
2019-2020	3	1	2	96	141	205	3	445	1,234	-789
2020-2021	128	4	124	598	2,527	18	4	3,147	932	2,215
2021-2022	14	10	4	1,161	606	78	274	2,119	3,993	-1,874
<b>Average</b>	<b>31</b>	<b>4</b>	<b>27</b>	<b>874</b>	<b>749</b>	<b>77</b>	<b>59</b>	<b>1,759</b>	<b>1,483</b>	<b>275</b>



### Membership Composition June 2022 Cumulative



### Gender Composition June 2022 Cumulative

